



Dear Rising Fourth Graders,

This summer you will be reading the whimsical favorite, Charlie and the Chocolate Factory, by Roald Dahl.

In this classic novel you will be introduced to Charlie Bucket and his family, Willy Wonka, four mischievous Golden Ticket winners and some very interesting factory employees. Get ready to join Charlie on an deliciously delightful journey!

As part of your summer reading, you will need to complete the attached activities. There are vocabulary words to define as well as 12 activity pages that we will use to create dodecahedrons. Each activity page corresponds to 2 or 3 chapters of the novel. We will be using the vocabulary in a game of Wonka Bingo, and we will assemble the dodecahedrons in class together.

Remember to answer the questions in complete sentences using your very best handwriting and to be creative while working on the dodecahedron pages.

Have Fun!



My Novel Study of
Charlie & the
Chocolate Factory



Name: _____

WONKA BINGO VOCABULARY

Please highlight at least 16 words you do not know well. Use a dictionary to find the definitions and write them in the spaces provided. If there are more words you are unfamiliar with, you may highlight and define those as well.

Vocabulary Word	Definition	Sentence from Novel
greedily		Many times a day, he would see other children taking creamy candy bars out of their pockets and munching them <u>greedily</u> .
ordinary		And it wasn't simply an <u>ordinary</u> enormous chocolate factory, either.
magician		"He's more than that! He's a <u>magician</u> with chocolate! He can make anything - anything he wants!"
colossal		Prince Pondicherry asked him to come all the way out to India and build him a <u>colossal</u> palace entirely out of chocolate.
whirring		The chimneys stopped smoking, the machines stopped <u>whirring</u> , and from then on, not a single chocolate or candy was made.
genius		Mr. Willy Wonka, the candy-making <u>genius</u> whom nobody has seen for the last ten years, sent out the following notice today.
bulged		Great flabby folds of fat <u>bulged</u> out from every part of his body, and his face was like a monstrous ball of dough.
craning		The old people in the bed all leaned forward, <u>craning</u> their scraggy necks.

WONKA BINGO VOCABULARY

Vocabulary Word	Definition	Sentence from Novel
trampled		"Now, Violet," Mrs. Beauregarde said from the far corner of the room where she was standing on the piano to avoid being <u>trampled</u> by the mob.
sly		The old man gave Charlie a <u>sly</u> grin, and then he started rummaging under his pillow with one hand.
vital		Nobody in the family gave a thought now to anything except the two <u>vital</u> problems of trying to keep warm and trying to get enough to eat.
precious		"He found it right here in my own little shop! Watch out now, sonny! Don't tear it as you unwrap it! That thing's <u>precious!</u> "
escorted		I, Willy Wonka will conduct you around the factory myself, and afterwards, you will be <u>escorted</u> home by a procession of large trucks.
corridor		The <u>corridor</u> was so wide that a car could easily have been driven along it. The walls were pale pink, the lighting was soft and pleasant.
flabbergasted		The children and their parents were too <u>flabbergasted</u> to speak. They were staggered. They were dumfounded.
cacao		The one food that they longed for more than any other was the <u>cacao</u> bean. But they couldn't get it.

WONKA BINGO VOCABULARY

Vocabulary Word	Definition	Sentence from Novel
wretched		But while he was doing this, the <u>wretched</u> boy was being sucked closer and closer toward the mouth of one of the great pipes.
yacht		"This is my private <u>yacht</u> !" cried Mr. Wonka, beaming with pleasure. "I made her by hollowing out an enormous boiled sweet!"
treacle		The saucepan was full of thick gooey purplish <u>treacle</u> , boiling and bubbling. By standing on his toes, little Charlie could just see inside it.
froth		Gradually the mixture began to <u>froth</u> . It became frothier and frothier, and it turned from blue to white to green to brown to yellow, then back to blue.
marvelous		"The baked potato is <u>marvelous</u> , too! It's got a crispy skin and it's all filled with butter inside!"
halt		"Wait!" cried Mr. Wonka, skidding suddenly to a <u>halt</u> . "I am very proud of my square candies that look round. Let's take a peek."
chute		"She's going where all the other bad nuts go," said Mr. Willy Wonka. "Down the garbage <u>chute</u> ."
incinerator		"Why to the furnace, of course," Mr. Wonk said calmly. "To the <u>incinerator</u> ."


WONKA BINGO VOCABULARY

Vocabulary Word	Definition	Sentence from Novel
gallantly		"Take my hand, madam," said Mr. Wonka <u>gallantly</u> . "There you are! Grab this strap! Everybody grab a strap. The Journey's not over yet!"
queer		Watching them, Charlie experienced a <u>queer</u> sense of danger. There was something dangerous about the whole business.
rocker		"A person!" cried Mr. Wonka. "Are you off your <u>rocker</u> ?"
tantrum		When he heard this, Mike Teavee flew into a terrible <u>tantrum</u> . He started jumping up and down on the palm of his mother's hand.
foggiest		"I haven't the <u>foggiest</u> idea," said Mr. Wonka. "And it doesn't really matter, anyway, because we'll soon fatten him up again."
eerie		It was an <u>eerie</u> and frightening feeling to be standing on clear glass high up in the sky.
nonsense		" <u>Nonsense</u> ," said Mr. Wonka, "he's lucky. Every basketball team in the country will be trying to get him."
petrified		Charlie climbed onto the bed and tried to calm the three old people who were still <u>petrified</u> with fear.


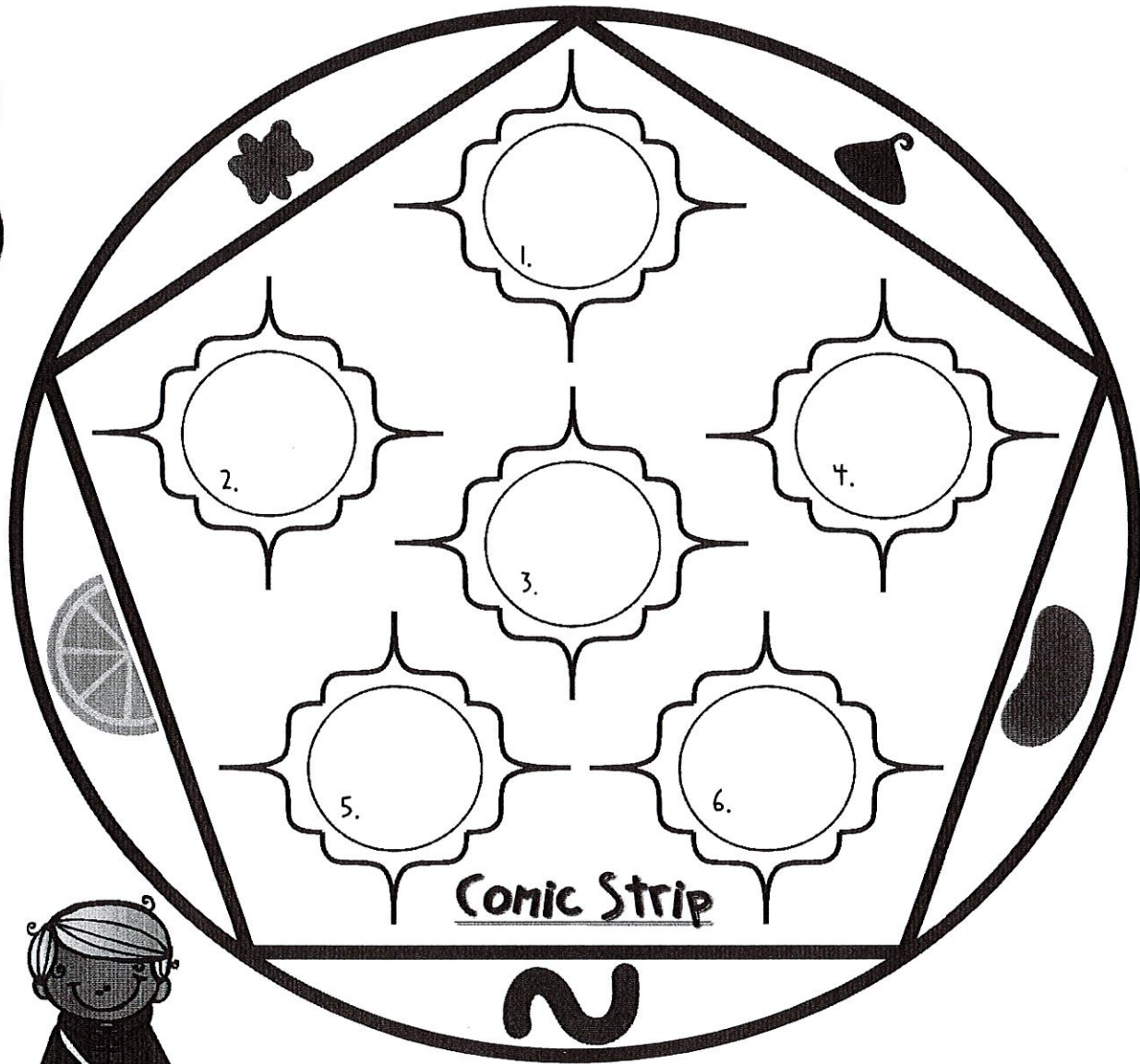
Dodecahedron Directions

Check off each step after completion.

- While reading Charlie and the Chocolate Factory, complete the twelve sides of the dodecahedron. Look at the bottom left hand corner of each page in order to know when to complete the activity.
- We will assemble the dodecahedrons together in class.
- Use your best handwriting
- Color neatly
- Have fun 😊

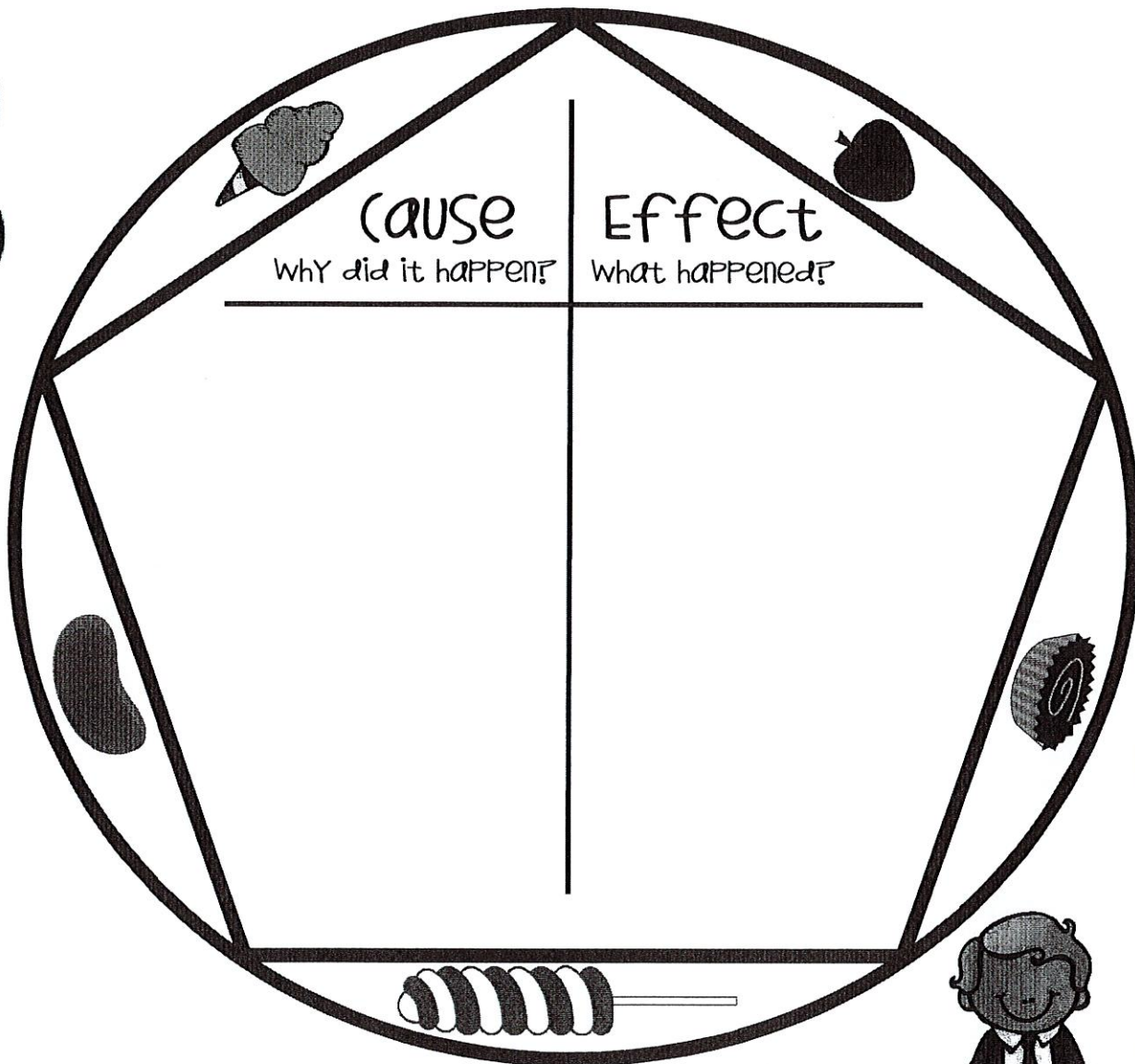


Charlie and the Chocolate Factory Dodecahedron Circle #1



- Draw a comic strip of what you just read. Highlight the most important events from chapters one through three.

Charlie and the Chocolate Factory Dodecahedron Circle #2



- Write a cause on the left side of the t-chart and its effect on the right side for chapters four through six. Do this until you have three causes and effects listed.



Charlie and the Chocolate Factory Dodecahedron Circle #3

Ask the Author

Roald Dahl

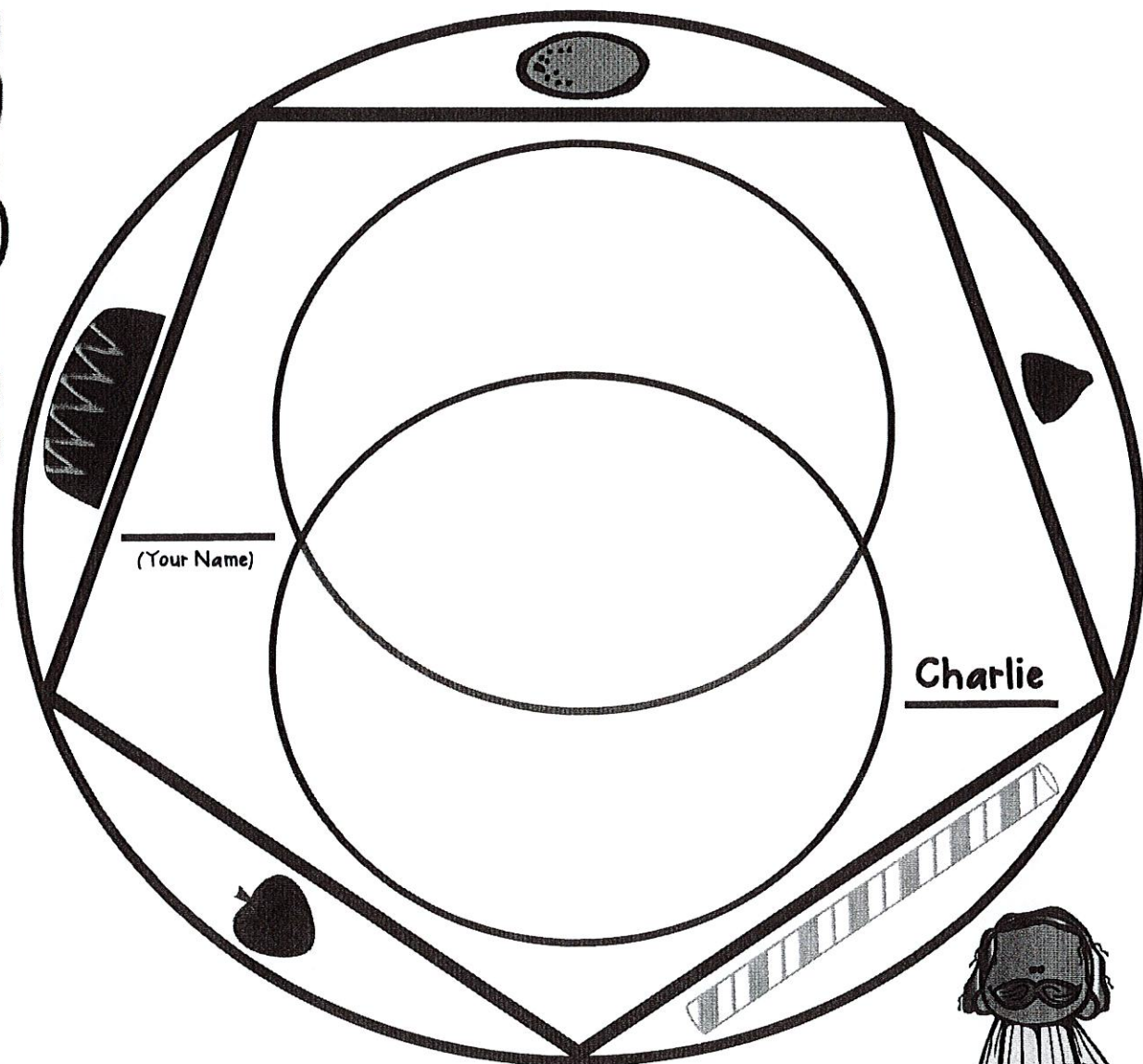
Two fascinating facts I learned about Roald Dahl are...



- Research Roald Dahl by reading the author page in your novel or visit www.roalddahl.com. Next, include a sketch of this amazing man and write two questions you would like to ask him.

* Please use complete sentences.


Charlie and the Chocolate Factory Dodecahedron Circle #4



- Compare and contrast yourself to the character Charlie by describing how you are similar and different.



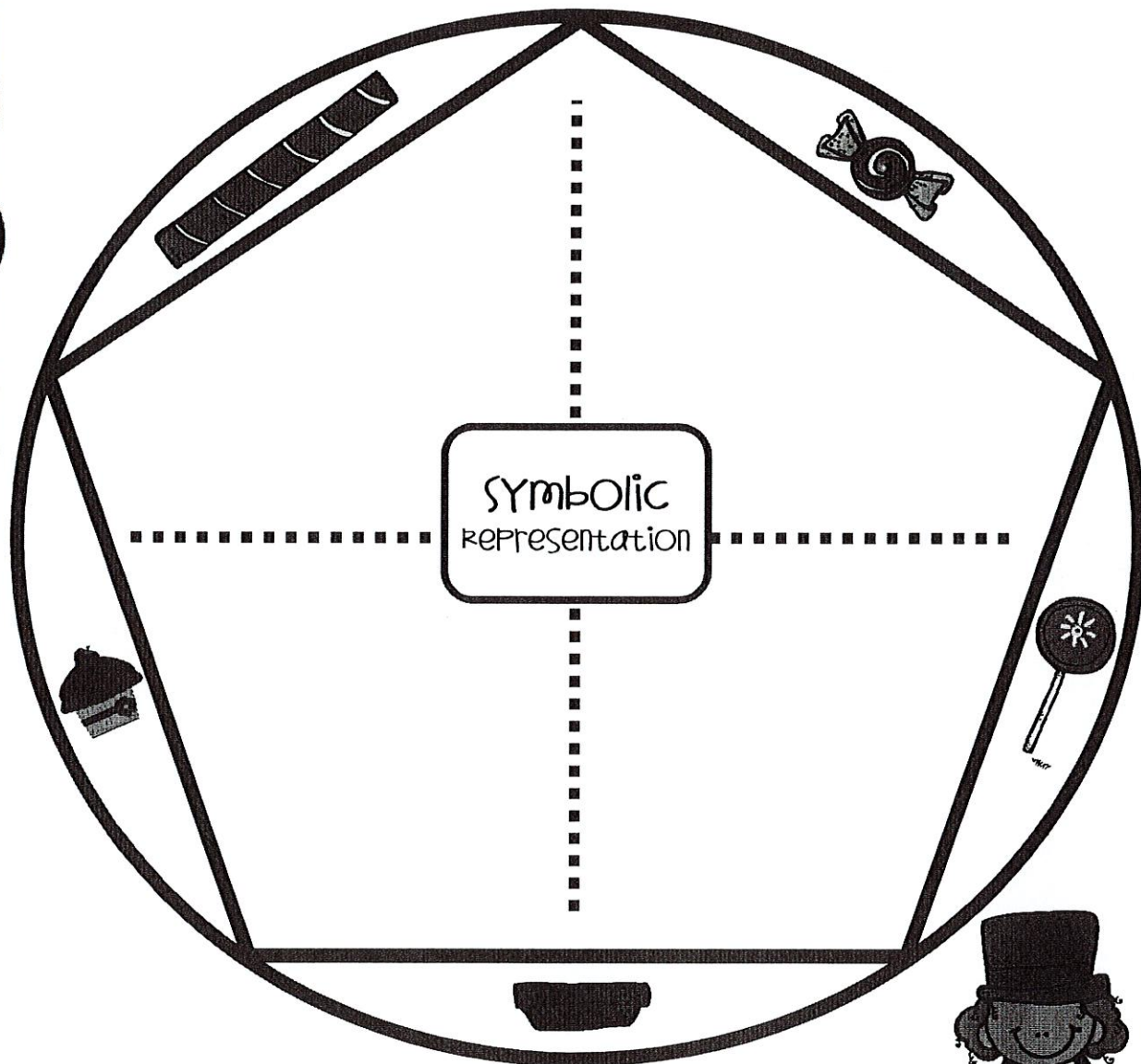
Charlie and the Chocolate Factory
Dodecahedron Circle #5




- Create a book jacket for Charlie and the Chocolate Factory. Include the title of the novel, author name, and an illustration that represents the story.

Charlie and the Chocolate Factory

Dodecahedron Circle #6



- Draw four objects that represent the novel, Charlie and the Chocolate Factory. Write a sentence for each, telling what each item says about the story.



Charlie and the Chocolate Factory Dodecahedron Circle #7

The novel
you are reading is
going to be made into a movie.
You are the movie executive that
chooses the location for the filming.
Where would you chose and why?



- Answer the writing prompt above. Be creative and remember to write in complete sentences!

Charlie and the Chocolate Factory Dodecahedron Circle #8

My Chewing-Gum
Meal

Course One

Course Two

Course Three

- Invent your very own chewing-gum meal by designing a three-course dinner of your favorite foods. Illustrate the three dishes and label your courses.



Charlie and the Chocolate Factory Dodecahedron Circle #9

I would love to meet the character _____
because _____

Interesting Character

Two questions I would like to ask the character are
1. _____


2. _____

Describe a character you would like to meet. This doesn't mean that you like the character, but that you think the character is intriguing. Next, list two questions that you would ask and draw a small sketch of the person. *** Please use complete sentences.**

Charlie and the Chocolate Factory Dodecahedron Circle #10



- Draw an illustration of an event from the novel that you will never forget. This event could be something creative, funny, shocking, or even scary.



Charlie and the Chocolate Factory Dodecahedron Circle #12

Novel Moral

[Large dotted-line box for writing]

[Four horizontal lines for writing]



Discuss the moral or life lesson of this story. Also include a small sketch depicting the message. * Please use complete sentences.